

# LOW VISUAL IMPACT – TRI SECTOR DUAL BAND – 3x (BAND 850 + BROADBAND 1710 – 2170 MHz)

## SBTG-400TV-AV

3 X (Band 900 + Broadband 1710 - 2170)			
870 - 960	1710 - 2170		
870 - 960	1710-1880	1850-1990	1920-2170
H67° V14°	H65° V6.9°	H63° V6.6°	H60° V6.3°
Variable Tilt 0° - 10°	Variable Tilt 2° - 10°	Variable Tilt 2° - 12°	Variable Tilt 2° - 10°

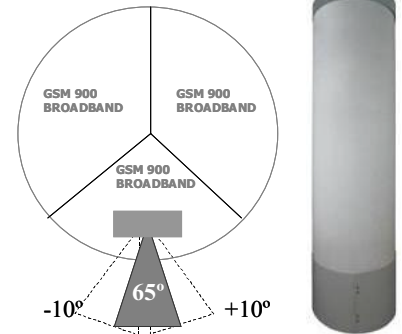
### ELECTRICAL SPECIFICATIONS

3 X BAND 900

3 X BROADBAND 1710 – 2170 MHz

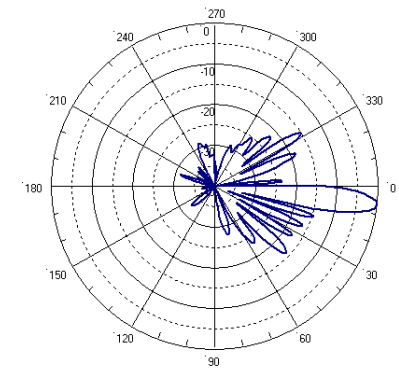
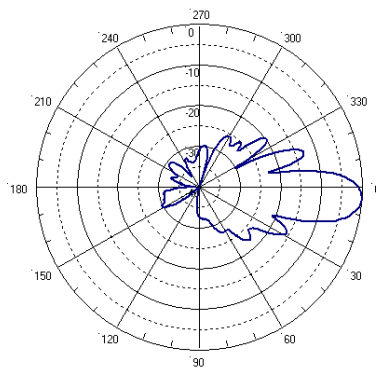
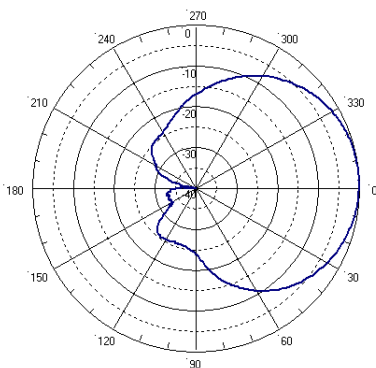
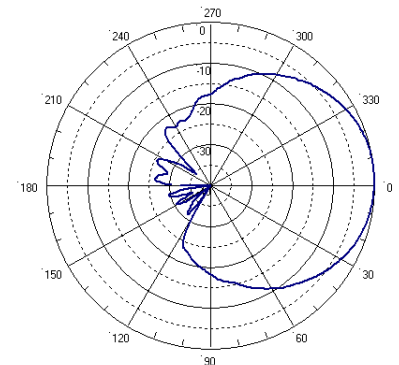
Antenna Model	SBTG-400TV-AV											
Polarization	± 45°											
Frequency	3 X (870 – 960)			3 X (1710 – 2170)								
	870 - 960	1710 - 1880	1850 - 1990	1920 - 2170								
Horizontal Beamwidth	67°	65°	63°	60°								
Vertical Beamwidth	14°	6.9°	6.6°	6.3°								
Gain (dBi)	<b>T0 T5 T10</b> 14.5 14.5 14.5	<b>T0 T4 T8</b> 17.5 17.5 17	<b>T0 T4 T8</b> 17.5 17.5 17	<b>T0 T4 T8</b> 18 18 17.5								
Vertical Electrical Tilt	VARIABLE 0°-10°	VARIABLE 2°-10°	VARIABLE 2°-10°	VARIABLE 2°-10°								
Variable Azimuth *	-10° to +10°											
Upper Sidelobe Suppression for the 1 <sup>st</sup> lobe above main beam (dB)	<b>T0 T5 T10</b> 15 15 15	<b>T0 T4 T8</b> 17 17 16	<b>T0 T4 T8</b> 17 17 16	<b>T0 T4 T8</b> 17 17 16								
Front-to-Back Ratio @ 180° ± 20° (dB)	> 26	> 30	> 30	> 30								
VSWR	< 1.5 : 1	< 1.5 : 1	< 1.5 : 1	< 1.5 : 1								
Cross Polar Ratio @ ± 60° (dB)	> 8	> 8	> 8	> 8								
Isolation between Ports (dB)	> 30	> 30	> 30	> 30								
Interband Isolation (dB)	> 35 (870-960//1710-2170)											
Maximum Power Per Input (W)	500			250								
Intermodulation (dBc)	< - 150											
Impedance (Ω)	50											

Tri-Sector configuration with Variable Azimuth



### MECHANICAL SPECIFICATIONS

Connectors	12 X 7/16 Female
Connector Position	Bottom
Survival Wind Speed km/h (mph)	200 (125)
Windload N @ 160 km/h (lbs @100 mph)	525 (118)
Radome Color	Grey, paintable
Humidity	100%
Antenna Weight kg (lbs)	100 (220)
Antenna Dimension mm (in) H X Diam	Antenna Size: 1420 x 505 (56 X 20 ) Service Module: 295 x 510 (12 X 20)



\* Fixed Azimuth optional